

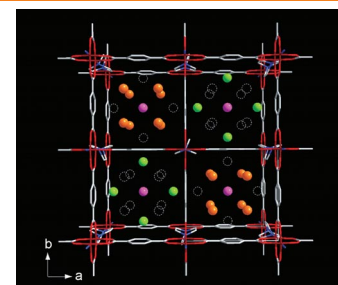


### Gas Storage


H. Kim, D. G. Samsonenko, S. Das, G.-H. Kim, H.-S. Lee, D. N. Dybtsev, E. A. Berdonosova, K. Kim\*

#### Methane Sorption and Structural Characterization of the Sorption Sites in $Zn_2(bdc)_2(dabco)$ by Single Crystal X-ray Crystallography

**Store it away:** Methane adsorption isotherms of  $Zn_2(bdc)_2(dabco)$  (**1**) are measured up to a pressure of 35 bar. X-ray structure analysis of methane-adsorbed **1** at 90 K reveals that methane molecules occupy three independent sorption sites **A**, **B**, and **C** while interacting with the framework as well as each other through van der Waals interactions.



*Chem. Asian J.*  
DOI: 10.1002/asia.200900020

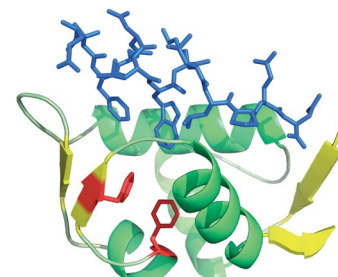


### Peptidomimetics


A. Grässlin, C. Amoreira, K. K. Baldrige,\* J. A. Robinson\*

#### Thermodynamic and Computational Studies on the Binding of p53-Derived Peptides and Peptidomimetic Inhibitors to HDM2

**Helix power:** The binding interactions of linear and constrained  $\beta$ -hairpin-shaped peptides with HDM2 were compared by using experimental and theoretical methods. The entropic advantages enjoyed by the constrained peptides were found to be largely offset by reduced enthalpic contributions to binding of the cyclic mimetics. Formation of hydrogen bonds upon helix folding could contribute significantly to the enhanced enthalpy observed in binding of the linear peptides.



*ChemBioChem*  
DOI: 10.1002/cbic.200900008

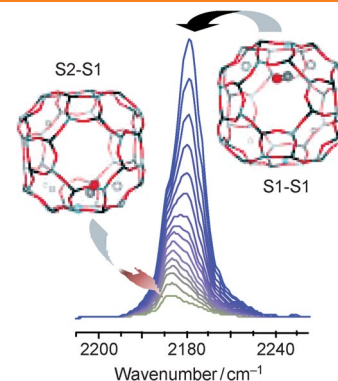


### Zeolites

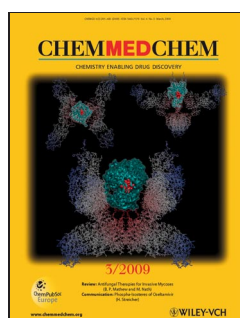
A. Pulido, P. Nachtigall, M. Rodríguez Delgado, C. Otero Areán\*

#### Computational and Variable-Temperature Infrared Spectroscopic Studies on Carbon Monoxide Adsorption on Zeolite Ca-A

**Bridged  $Ca^{2+} \cdots CO \cdots Ca^{2+}$  complexes** are formed on dual-cation sites, constituted by a pair of nearby  $Ca^{2+}$  cations, when CO is adsorbed on zeolite Ca-A. Two types of such species can be formed, designated S2-S1 and S1-S1 (see picture).  $Ca^{2+} \cdots CO$  monocarbonyl species are also identified, and at a relatively high CO equilibrium pressure, dicarbonyl complexes can also form.



*ChemPhysChem*  
DOI: 10.1002/cphc.200800843

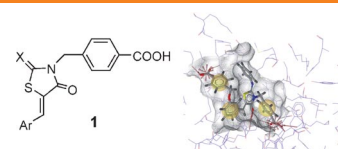


### Drug Design

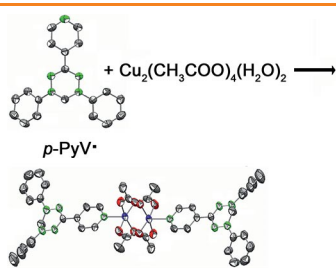
R. Maccari,\* R. Ottanà, R. Ciurleo, P. Paoli, G. Manao, G. Camici, C. Laggner, T. Langer

#### Structure-Based Optimization of Benzoic Acids as Inhibitors of Protein Tyrosine Phosphatase 1B and Low Molecular Weight Protein Tyrosine Phosphatase

**We have optimized** previously discovered benzoic acids **1**, which are active as inhibitors of PTP1B and LMW-PTP, two protein tyrosine phosphatases that have emerged as attractive targets for the development of novel therapeutic agents for the treatment of diabetes, obesity, and cancer. Our efforts led to the identification of new and more potent analogues with appreciable selectivity toward human PTP1B and the IF1 isoform of human LMW-PTP.



*ChemMedChem*  
DOI: 10.1002/cmdc.200800427



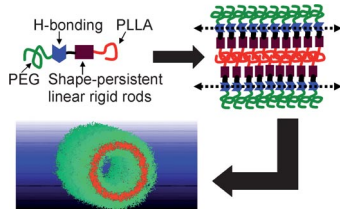

$\text{Cu}_2(\text{CH}_3\text{COO})_4(\text{p-PyV})_2$   
*Eur. J. Inorg. Chem.*  
 DOI: 10.1002/ejic.200900004

**Copper-Verdazyl Complex**

A. V. Yakovenko, S. V. Kolotilov, O. Cador, S. Golhen, L. Ouahab,\* V. V. Pavlishchuk\*

**Structure, Spectral and Magnetic Properties of 3-(*p*-Pyridyl)-1,5-diphenylverdazyl (*p*-PyV) and the Binuclear Copper(II) Radical Complex  $[\text{Cu}_2(\text{OCOCH}_3)_4(\text{p-PyV})_2]$**

Pyridyl-substituted verdazyl (*p*-PyV) and the binuclear copper complex  $[\text{Cu}_2(\text{OCOCH}_3)_4(\text{p-PyV})_2]$  are synthesized and structurally characterized. Their magnetic properties are studied by ESR spectroscopy and by measuring their temperature-dependent magnetic susceptibility.



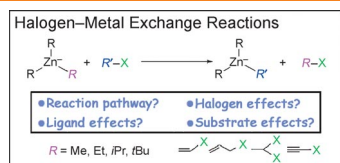

*Angew. Chem. Int. Ed.*  
 DOI: 10.1002/anie.200805414

**Polymeric Nanostructures**

S. H. Kim, F. Nederberg, R. Jakobs, J. P. K. Tan, K. Fukushima, A. Nelson, E. W. Meijer, Y. Y. Yang, J. L. Hedrick\*

**A Supramolecularly Assisted Transformation of Block-Copolymer Micelles into Nanotubes**

**Once around the block:** Incorporation of a rigid hydrogen-bonding benzamide unit, placed at the interface between two polymer blocks, in poly(ethylene glycol) (PEG)–(thio)urea–poly(L-lactide) (PLLA) block copolymers transforms the morphology of the block copolymers, from spherical micelles, as formed by PEG-PLLA diblock copolymers, into nanotubes in solution.



*Chem. Eur. J.*  
 DOI: 10.1002/chem.200802393

**Halogen-Zinc Exchange**

S. Nakamura,\* C.-Y. Liu, A. Muranaka, M. Uchiyama\*

**Theoretical Study on the Halogen-Zinc Exchange Reaction by Using Organozincate Compounds**

**Zincate it!** The mechanism of the halogen-zinc exchange reaction with organozincate compounds has been studied by using density functional theory to elucidate the effects of changing the halogen species, the alkyl ligand on zinc, and the substrate nature (see figure).



*ChemSusChem*  
 DOI: 10.1002/cssc.200800260

**Catalysis**

T. Ishida,\* M. Haruta

***N*-Formylation of Amines via the Aerobic Oxidation of Methanol over Supported Gold Nanoparticles**

**Dress code: formyl.** Gold nanoparticles supported on NiO catalyze the one-pot *N*-formylation of amines with methanol and molecular oxygen to produce formamide at a selectivity of 90%. This process generates methyl formate in situ, followed by reaction with amines.



On these pages, we feature a selection of the excellent work that has recently been published in our sister journals. If you are reading these pages on a com-

puter, click on any of the items to read the full article. Otherwise please see the DOIs for easy online access through Wiley InterScience.